



March 25, 2017

A brief report of the inaugural programme of a Two Day workshop on “Selenium Testing Tool” organized by Department of Computer Engineering and Department Information Technology under CSI student chapter activity on 20th & 21st March, 2017 (Monday& Tuesday)

A **Two Day** workshop on **Selenium Testing Tool** was organized by **Department of Computer Engineering** and **Department of Information Technology** on **20th & 21st March, 2017**. The workshop was organized under the **CSI student chapter** for selected students IV Yr (VIII Sem.). In this workshop **31** students of **CSE-PCE**, **18** students of **IT-PCE** and **02** students of **CSE-PGI** participated (**Total-51 students**).

The main objective of this workshop was to provide the basic understanding of automated testing through **Selenium** open source testing tool. Selenium is one of the popular software testing frameworks for web applications. The workshop covered from the basics of test plan and test case design to advanced topic **Selenium – Web driver**.

The workshop was conducted by external training agency **TechnoGlobe, Jaipur** and the trainer was **Mr. Narendra Singh Nirwan, Technical Head, TechnoGlobe, Jaipur**

The inaugural ceremony of the workshop witnessed the presence of **Dr. Om Prakash Sharma, Director PCE**, **Mr. Vijay Gupta Business Development Manger – TechnoGlobe**, **Dr. Ajay Khunteta HoD – CSE** and **Mr. Amol Saxena HoD - IT** along with the faculty members of Department of IT and CE, PCE.

Mr. Amol Saxena formally welcomed the dignitaries and experts from **TechnoGlobe, Jaipur** in his opening address. He gave the introduction to the workshops with schedule and contents to be covered in the workshop. **Director - PCE** greeted the guests and trainers by presenting mementos.

Dr. Om Prakash Sharma, Director PCE in his motivational address emphasized upon the importance of skill oriented learning and significance of automated tools like Selenium.



POORNIMA

COLLEGE OF ENGINEERING

Department of Computer Engineering and Information Technology

A Two day Workshop on “Selenium Testing Tool”

20th & 21st March, 2017

Venue: WL 01 Lab

**Faculty Coordinators: - Mr. Loveleen Kumar, Asst Prof – IT, Mr. Lal Babu Purbey
Asst Prof – CE**

Name of Trainer: Mr. Narendra Singh Nirwan, Technical Head, TechnoGlobe, Jaipur

Q-Sheet

S. No	Programme	Duration	Time
1	Reporting of the students and faculty coordinators	10 min	8:30 to 8:35 AM
2	Arrival of Dignitaries & Seating <ul style="list-style-type: none">• Dr. Om Prakash Sharma, Director – PCE• Mr. Narendra Singh Nirwan, Technical Head, TechnoGlobe, Jaipur• Mr. Vijay Gupta – Bus. Develop. Manager , TechnoGlobe, Jaipur• Dr. Ajay Khunteta, HoD-CE• Mr. Amol Saxena, HoD –IT• Faculty Coordinators of CE and IT Departments.		8:35 to 8:40 AM
<u>Inaugural Session</u>			
3	Introduction of the workshop and inaugural speech by Mr. Amol Saxena, HoD, IT Department	5 min	8:40 to 8:45AM
4	Felicitation of Guests by Dr. Om Prakash Sharma Director, PCE and by Dr. Ajay Khunteta, HoD-CE. <ul style="list-style-type: none">• Mr. Narendra Singh Nirwan, Technical Head, TechnoGlobe, Jaipur (Workshop Trainer)• Mr. Vijay Gupta - TechnoGlobe, Jaipur	5 min	8:45 to 8:50AM
5	Words of motivation and wisdom by Dr. Om Prakash Sharma Director, PCE	5 min	8:50 to 8:55AM
6	Content for Day-1 and Day-2 is attached herewith		

Poornima College of Engineering
Department of Computer Engineering and Information Technology

A Two day Workshop on “Selenium Testing Tool”
(20th & 21st March, 2017)
Venue: WL 01 Lab

**Faculty Coordinators: - Mr. Loveleen Kumar, Asst Prof – IT, Mr. Lal Babu Purbey
Asst Prof – CE, Mr. Amit Jha Asst Prof – IT**

Name of Trainer: Mr. Narendra Singh Nirwan, Technical Head, TechnoGlobe, Jaipur

Software Testing With Selenium

Duration: 12 Hours

Brief introduction of Software Testing

1. Basic Testing
2. Quality Assurance versus Quality Control
3. Software Quality Factors
4. How Quality is Defined
5. What is a Defect?
6. Scope of Testing
7. Testing Constraints
8. Life Cycle Testing
9. Independent Testing
10. What is a QA Process?

Create the Test Plan and Test Cases

1. Defect Life Cycle
2. Defect Management
3. Manual Software Testing
4. User Interface testing
5. Database Testing


Selenium Testing Tool

1. Selenium Components
2. Selenium IDE
3. • Downloading and Installing Selenium IDE
4. • Recording and Running a Simple Test
5. • Selenium IDE – Features
6. • Installing Useful Tools for Writing Tests
7. • Selenium Concepts
8. • Selenium Commands
9. • Verifying Page Elements – Assertions and Verifications
10. • Wait Commands
11. • Object Identification
12. • Element Locators
13. • Regular Expression patterns
14. • Selenium Test Runner
15. • Using Regular Expressions in Selenium IDE


16. • Creating Selenium Test Suites

Advanced Selenium – Web driver

1. Advanced Selenium – Web driver
2. • Advantages of web driver
3. • Architecture of Web Driver
4. • Web Driver IDE
5. • Installation / Configuring Eclipse for Web Driver
6. • Identifying the elements in Web Driver Using Id
7. • Working with Different drivers like HtmlUnit driver, Firefox Driver etc...
8. • Creating the generic scripts in Web Driver
9. • Creating the scripts by using functions
10. • Web Driver Client Libraries
11. • Web Driver commands with examples



POORNIMA






COLLEGE OF ENGINEERING

ISI-6, RIICO Institutional Area, Sitapura, Jaipur-302 022 (Rajasthan) • Telefax : +91-141-2770790, 91, 92
E-mail : info@poornima.org • Website : www.pce.poornima.org

Department of Computer Engineering & Information Technology

**Two Day Workshop on Selenium Testing Tool
(20th -21st March-2017)**



SAVE WATER**SAVE GREENERY****SAVE EARTH**

